

# The *Metroscript* USER MANUAL

*for*

**NON-OPENTYPE  
COMPATIBLE  
APPLICATIONS**

# Thank You

If you've just purchased Metroscript — or are thinking about it - *Thank You!* This manual for its usage in applications that don't support the automatic features of OpenType will help guide you to successfully utilize Metroscript's unique features.

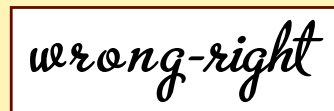
Metroscript was designed by letterforms artist Michael Doret. He had created countless hand-lettered pieces over the years which incorporated many variations of the "Metroscript style". But only after he discovered that OpenType technology could finally transform his style into a successful font—and enlisted the technical expertise of *fontmeister* Mark Simonson — did he decide to take the plunge. The result is a font that can recreate the feel, variety, and graphic power of a true hand-lettered script. Through the use of dozens of alternates and ligatures powered by OpenType, he found a way to make all the connections and word endings work seamlessly and look perfectly natural — unlike what you'd see with standard typesetting. Another unique feature is the addition of a set of "tails" which can be set in different styles and lengths, creating instant "logos".

This version of Metroscript doesn't have the ease and fluidity of setting that it would have if you were using an application that supports the automatic features of OpenType. Nevertheless you can still access all the foreign accented characters, alternates, swashes, ligatures and tails—and achieve the same stunning results. In the following pages we will show you how.

## A FEW METROSCRIPT POINTERS:



**1 NEVER** set Metroscript in all caps! In fact, traditionally most scripts were never meant to be used without lower case letters. The cap letters just weren't designed to follow one another in sequence.



**2 NEVER** change the letterspacing between adjacent lowercase characters. The carefully aligned connectors will no longer line up if you add or delete space.



**3 You can** change the proportion of the set type by scaling it either horizontally or vertically. This will also change the angle of the letters. Be careful to not overdo it: the thick-to-thin ratio can easily become disproportionate, and you'll end up with words that look too stretched.



**4 You can** change the angle of the script without affecting its proportion by using the "Shear" tool in your application. But you should use this tool sparingly as well: applying the shear tool can also produce some very unexpected results.

There are dozens of alternate characters, ligatures, swashes and tails. On the following pages we will show you how to access them by using the 5 fonts included in the "Metroscript Alt OT" font package and by referencing the 4 character maps at the end of this document.

If you happen to be working with an application that **does** support OpenType's automatic features, then you're in luck! You only need to use the font "Metroscript.otf"—but you should refer to the User Manual that's in the "Metroscript OT" folder: "Metro\_OT\_Manual.pdf".

# THE Metroscript

ALT OT USER MANUAL

## THE BASICS 1

There are 5 fonts included in the Metroscript Alt OT package. By alternately accessing characters from these 5 fonts with the keystrokes as noted in the four Character Map pages, you will be able to achieve *the same results* that you would have if you were using an application that supported the automatic features of OpenType. These 5 fonts are:

**1: Metroscript.off** – This is the basic Metroscript font that you should start with to set your copy in. It contains all the basic upper and lower case characters, composited accent characters and accents, numerals, math characters, English and non-English punctuation, non-English punctuation and classic font extras. Here are some typical characters:

b f g h t A D 5 ¾ + ? “ ® ≠ £

---

**2: Metroscript Alt.off** – This font contains all the lower case alternate characters in four categories. **1) Beginning Characters:** there are 8 characters that are used only at the beginning of a word or when following a cap. Here are 4 Beginning Characters—compare them with those above:

b f h t

**2) Ending Characters:** there are 40 characters that are used as the final character in a word – this set includes composited accented characters. Compare these with those above:

b f g h t v w

**3) Standalone Characters:** there are 7 characters which are used only when a character follows a cap and is the final character in a word:

b f h t

**4) Alternate Characters:** finally there is a set of 19 alternates including an alternate cap "A" with 6 companion accented alternates, 10 alternate lower case "t"s with varying length crossbars, in both beginning, middle and ending forms, plus an alternate lower case "v" and "w" that form better connections with certain other characters:

A Ä t t t v w

---

**3: Metroscript Lig.off** – This font contains 78 two and three character lower case ligatures, containing both beginning, middle, and ending forms. There are also 14 two and three character

The Basics 1 continues on page 4 →

# THE Metroscript

ALT OT USER MANUAL

## THE BASICS 1 (continued)

**3: Metroscript Lig.off** – cont'd ...upper and lower case ligatures. Many of these ligatures are complete words such as "the" and "by". here are a few:

Ex Li Of ff ith ll the ux ys

**4: Metroscript Swash.off** – This font contains 9 different lower case swash characters including six lower case swash "t"s and five different swash ligatures which are also complete words:

z t the to t

**5: Metroscript Tails.off** – From this font you can access all six different tail styles in all nine different tail lengths. Here are the six styles in a medium-short length:



## THE BASICS 2

Setting copy utilizing the alternates, swashes, ligatures and tails is much easier than it might appear! The following example goes through several steps in setting a word and then customizing its appearance through the substitution of characters contained in the five different fonts outlined above.

So how do you go from this *ligatures* to this *Ligatures* in 6 easy steps?

Begin by setting your word in the basic font "Metroscript.otf", then follow the steps outlined below.



**1** – Highlight the "li" combination and then consult the "Metroscript Lig" Character Map for the right keystroke for the "Li" ligature.



**2** – Change the font to "Metroscript Lig" and then hit the keystroke "L" – changing the selection to the "Li" ligature.



**3** – Highlight the "t" and then consult the "Metroscript Swash" Character Map for the correct keystroke for the "t" swash.



**4** – Change the font to "Metroscript Swash" and then hit the keystroke "8" – bringing up the one of the swash "t"s.



**5** – Place your cursor after the final "s" and click. Change the font to "Metroscript Tails" and consult the Character Map.



**6** – Typing a "4" brings up one of the 6 swash tail designs that works out to be the right length for this word.

The same basic substitution process can be used to access any character from the five Alt OT fonts.

# THE Metroscript all CHARACTER MAP

## Beginning Characters

b B  
f F  
h H  
k K  
l L  
r r  
s S  
t T

## Standalone Characters

b @  
f /  
h #  
k =  
l (  
s \$  
t -

## Ending Characters

a a  
á á  
à à  
â â  
ä ä  
ã ã  
å å  
b b  
d d  
f f  
g g  
h h  
i i  
k k  
l l  
m m  
n n  
ñ Opt-n-n  
o o  
é Opt-e-o

## Ending Characters

è Opt-`-o  
ê Opt-i-o  
ë Opt-u-o  
ẽ Opt-n-o  
ø Opt-o  
p p  
q q  
s s  
t t  
u u  
ú Opt-`-u  
ù Opt-e-u  
û Opt-i-u  
ü Opt-u-u  
v v  
w w  
x x  
y y  
z z  
þ þ

## Alternate Characters

À A  
Á Sh-Opt-y  
Â Opt-`-A  
Ã Sh-Opt-m  
Ä Opt-u-A  
Å Opt-n-A  
Ă Sh-Opt-A  
1  
2  
3  
4  
5  
6  
7  
8  
9  
0  
V  
W

# THE Metroscript lig

## CHARACTER MAP

### Lowercase Ligatures

and &  
ax a  
by b  
ex e  
ff f  
ff !  
ff @  
ff #  
ffi ( )  
ffl ^  
ffi \*  
fi -  
fl +  
for %

ft -  
ft /  
ft =  
ft ?  
gp A  
gr g  
gs c  
gs d  
it i  
it [ ]  
ith \  
ith }  
iti |  
ix {  
ix Sh-Opt-b  
jp `~  
jr i  
js :  
js ;

ll l  
ll m  
lt v  
lt v  
lt W  
lt w  
nx n  
of o  
or R  
os S  
os >  
ox x  
rr r  
rr q  
's '  
ss s  
ss ,  
ss .  
ss <  
th 1  
th 2

th 3  
th 4  
the 5  
ti 6  
tl 7  
tl 8  
to 9  
tt t  
tt 0  
ux u  
yp p  
yp P  
yr h  
ys Y  
ys y  
yx k  
gp B  
gp C  
gr z  
gs D  
gs Z

### Cap/Lowercase Ligatures

Ex E  
Ex X  
Fi F  
Fo G  
For \$  
Fu H  
Fy I  
Li L  
Lit M  
Lit N  
Ly K  
Of O  
Th T  
The U

# THE Metroscript swash CHARACTER MAP

## Swash Characters























































g 9  
j i  
z z  
t 2  
t 3  
t 4  
t 6  
t 7  
t 8

## Swash Ligatures

and &  
by b  
the 5  
The U  
to 9

# THE Metroscript tails

## CHARACTER MAP

	1		q		a
	2		w		s
	3		e		d
	4		r		f
	5		t		g
	6		y		h
	7		u		i
	8		i		k
	9		o		l
	!		Q		A
	@		W		S
	#		E		D
	\$		R		F
	%		T		G
	^		Y		H
	&		U		J
	*		I		K
	(		O		L

The Original...

# Metroscript



[CLICK HERE TO VIEW OR PURCHASE](#)

Check out these other fonts from Alphabet Soup available now at

**Font Shop**

  
**Deliscript**

[Click here to view or purchase Deliscript](#)


**Bank Gothic**  
AND **Bank Gothic Condensed**



[Click here to view or purchase Bank Gothic](#)

  
**COMPLETE 8 FONTS**  
*The*  
**POWERSTATION FONT FAMILY**  
  
**MULTY-COLOR CAPSULE LIGATURE VERSIONS 4**

[Click here to view or purchase PowerStation](#)

  
**Orion**  
A Contemporary Geometric Script

[Click here to view or purchase Orion](#)

The Metroscript User Manual © 2008 Michael Doret

ALPHABET SOUP  TYPE FOUNDERS

<http://MichaelDoret.com/AlphabetSoup/soup.html>